







**WASHER 18.8W****Caratteristiche - Specifications**

Materiale - Material	<b>Alluminio - Aluminum</b>
Peso al metro - Weight per meter	<b>275 g</b>
Lunghezza - Length	<b>Su misura - Custom made</b>
Grado protezione - IP rating	<b>IP20</b>
Finitura standard anodizzata - Standard anodized finish	
Finiture optional - Optional finish	   
Marcature - Marking	<b>ERC CE</b>

**Caratteristiche Elettriche - Electrical specifications**

Gruppo di alimentazione - Power supply unit	<b>Remoto/ Remote</b>
Tensione di alimentazione - Supply voltage	<b>24 Vdc</b>
Potenza totale - Total power	<b>18.8 W/m</b>
Classe di isolamento - Insulation class	
Dimmerazioni disponibili - Dimming available	<b>Casambi - Dali - Push - 1-10 V</b>

**Sorgente luminosa - Light source**

Tipo di sorgente - Type of source	<b>LED</b>		
Temperatura colore - Color temperature	<b>2700 K</b>	<b>3000 K</b>	<b>4000 K</b>
Flusso nominale LED - Nominal LED flux	2458 lm/m	2570 lm/m	2738 lm/m
Efficienza modulo LED - LED module efficiency	130 lm/W	136 lm/W	145 lm/W
Classe efficienza energetica LED - Efficiency class LED	<b>E</b>		
Durata - Duration life	<b>L80/ B10 (25 °C) &gt; 50.000 h</b>		

**Apparecchio - Device**

Temperatura colore - Color temperature	<b>2700 K</b>	<b>3000 K</b>	<b>4000 K</b>
Flusso lampada - Light flux	2022 lm/m	2107 lm/m	2159 lm/m
Efficienza lampada LED - LED lamp efficiency	107 lm/W	112 lm/W	114 lm/W
Indice rosso saturo - Saturated red colour index (R9)	>60	>60	>70
Indice di resa cromatica - Colour rendering index (Ra)	<b>95</b>		
SDCM	<b>3</b>		
Rischio fotobiologico - Photobiological risk	<b>RG 0</b>		

**Caratteristiche sistema ottico - Optical system characteristics**

Materiale dell'ottica - Material lens	<b>Policarbonato - Polycarbonate</b>
---------------------------------------	--------------------------------------

\* **Ottica disponibile in versione 30° e 60°. Available lens: 30° and 60°.**

**Codice prodotto - Product Code**

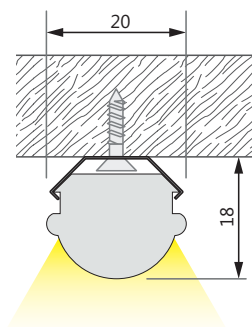
WASHER\_bb\_96L\_UP\_xxx

. bb= 30 (30°), 60 (60°)

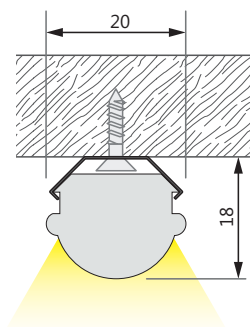
. xxx= WW2\_9 (2700°K), WW9 (3000°K), NW9 (4000°K)

# WASHER 18.8W

SISTEMA DI FISSAGGIO - FASTENING SYSTEM

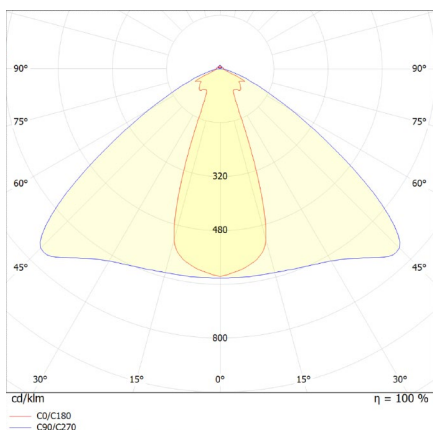


**Clip con lente Medium 60°**  
**Clip with Medium 60° lens**

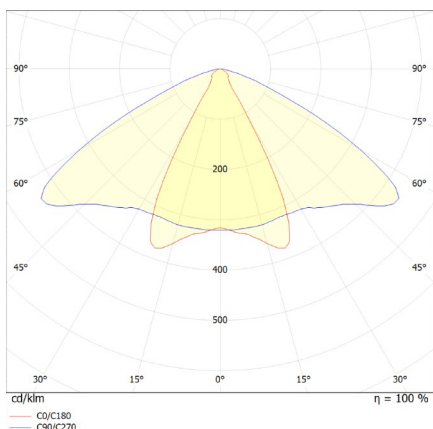


**Clip con lente Narrow 30°**  
**Clip with Narrow 30° lens**

## DATI FOTOMETRICI - PHOTOMETRIC DATA




**Ottica 30°**



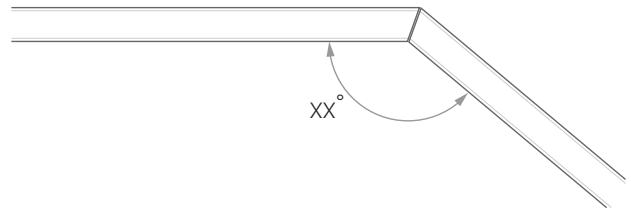
**Ottica 60°**

## ACCESSORI - ACCESSORIES

### ANGOLI CUSTOM - CUSTOM ANGLES



CUT ANGLE 45° + 45°



CUSTOM CUT ANGLE